

AT A GLANCE

Health Care Huddles: IPAC Checkpoints

March 12, 2021

This resource is designed for infection prevention and control (IPAC) leads at long-term care homes and congregate settings, such as retirement homes, to assist them with providing reminders of key IPAC information at shift-change meetings or huddles, especially for new employees.

All new or agency staff would ideally have received full IPAC training, such as [COVID-19 IPAC Fundamentals Training](#), prior to starting work.

The huddle lead will:

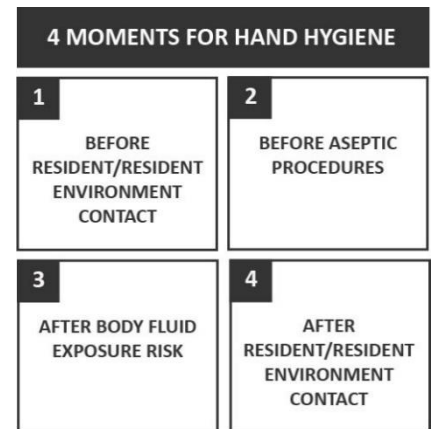
1. Cover points below to update and brief staff:
 - Successes, concerns and performance with IPAC protocols from previous shift or 24 hours.
 - Updates/announcements and review current IPAC issues with residents and unit.
 - Assign new staff a “buddy” to provide feedback on IPAC practices and help orient them to site-specific information. IPAC lead is to be notified if any significant IPAC gaps are observed so that additional training can be arranged promptly.
2. Choose an IPAC reminder to review with staff. Refer to flip side of this resource for topics.
3. Select one key practice related to IPAC topics to demonstrate. Here are some examples:
 - **Hand Hygiene:** Hand rub technique for at least 15 seconds.
 - **Personal Protective Equipment (PPE):** Sequence for putting on and taking off PPE or how to put on/take off N95 respirator and perform a seal check.
 - **Environmental Cleaning:** How to clean and disinfect reusable eye protection or how to wipe down a piece of equipment e.g. blood pressure cuff.
4. Remind staff that they can contact you with IPAC questions.

Additional notes/reminders for huddle lead:

IPAC Key Reminders

Hand Hygiene

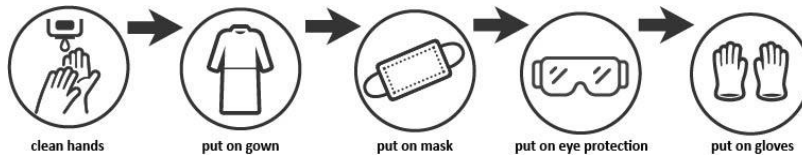
- Follow the 4 moments for hand hygiene.
- Use Alcohol based hand rub (ABHR) unless hands are visibly soiled.
- Do not use gloves as a substitute for cleaning hands.
- Do not use ABHR on gloves.
- Perform hand hygiene before and after glove or PPE use.



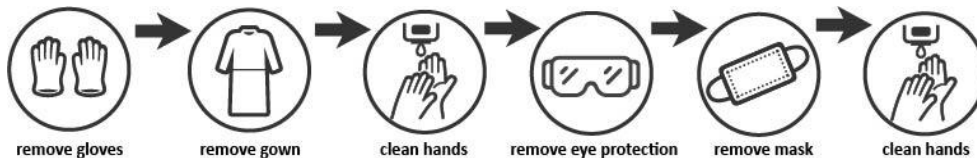
Personal Protective Equipment (PPE)

- Follow the proper sequence for putting on and taking off.
- Do not layer PPE (do not double glove or double mask).
- Do not touch PPE while wearing it.
- Put PPE on before going in resident space and take off when exiting resident space.

Sequence for putting on PPE:



Sequence for taking off PPE:



Environmental Cleaning

- Wearing gloves, use disinfectant wipe to clean and disinfect resident care equipment in between uses.
- Always wipe from clean area to dirty area.
- Make sure it stays wet for the full contact time according to the product label.



Physical Distancing

- Report any illness at work to supervisor immediately.
- Maintain physical distancing of 2 metres (6 feet) from colleagues especially during breaks or meals if not wearing a mask.
- Do not share food, drinks or condiments.

For more information about PHO, visit publichealthontario.ca.